

# FLEXIROAM

31 July 2019

## Quarterly update – June 2019

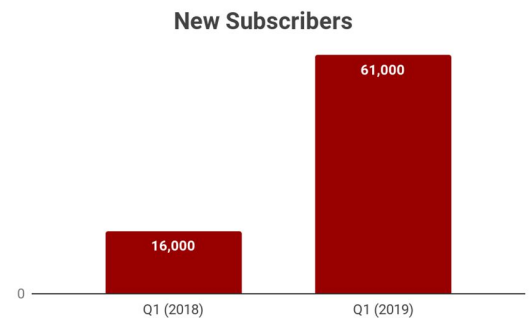
Flexiroam Limited (ASX:FRX), the global data solution provider, has published its Appendix 4C for the first quarter of FY2020, and advises:

### Key Highlights:-

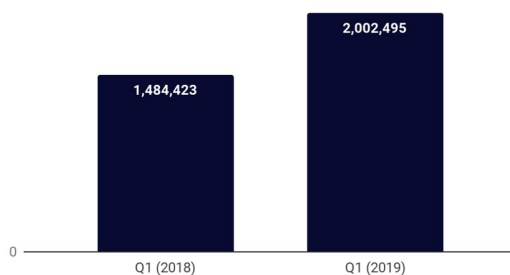
- Q1 FY2020 number of new subscribers grew 300% compared to Q1 FY2019
- Total number of subscribers exceeded the 320,000 mark in Q1 FY2020
- Q1 FY2020 cash receipts from sales is A\$2,002,495 represents an increase of 35% compared to Q1FY2019
- Capital injection of A\$0.77million (before costs) raised to support growth in business

### Significant Subscribers Growth

Flexiroam's strategy to market growth via various partnerships and direct marketing have yielded positive results in acquiring new subscribers in Q1 FY2020. During this quarter coverage were also extended to international travellers of major airlines and all these efforts have resulted in more than 61,000 new subscribers coming onboard Flexiroam. In tandem with Flexiroam's continuous market growth over the past quarters, total subscribers have exceeded 320,000 at the end of Q1 FY2020.



### Cash Receipt



### Continued Growth in Cash Receipts

Cash receipts grew by 35% in Q1 FY2020 compared to Q1 FY2019. Total cash sales receipts in Q1 FY2020 is A\$2,002,495 (Q1 FY2019: A\$1,484,423).

### Investing into Business Growth

The acceleration of growth for Flexiroam's business continues in Q1 FY2020 and every effort is made to ensure this momentum continues in a sustainable manner. During the quarter, the Company raised a total of A\$0.77million through a share placement to support Flexiroam's growth strategy and working capital needs. Net cash outflow from operating activities increased by 76% compared to the previous corresponding quarter mainly due to (1) significant demand of roaming data from our larger subscriber base thus resulting in higher payment for network utilisation, and (2) higher purchase of inventories for future growth.

For personal use only

## Appendix 4C

### Quarterly report for entities subject to Listing Rule 4.7B

Introduced 31/03/00 Amended 30/09/01, 24/10/05, 17/12/10, 01/09/16

**Name of entity**

**Flexiroam Limited**

**ABN**

27 143 777 397

**Quarter ended ("current quarter")**

30 June 2019

<b>Consolidated statement of cash flows</b>	<b>Current quarter \$A'000</b>	<b>Year to date (3 months) \$A'000</b>
<b>1. Cash flows from operating activities</b>		
1.1 Receipts from customers	2,002	2,002
1.2 Payments for		
(a) research and development	(95)	(95)
(b) product manufacturing and operating costs	(944)	(944)
(c) advertising and marketing	(922)	(922)
(d) leased assets	-	-
(e) staff costs	(182)	(182)
(f) administration and corporate costs	(269)	(269)
1.3 Dividends received (see note 3)	-	-
1.4 Interest received	1	1
1.5 Interest and other costs of finance paid	(99)	(99)
1.6 Income taxes paid	-	-
1.7 Government grants and tax incentives	-	-
1.8 Other (provide details if material)	-	-
<b>1.9 Net cash from / (used in) operating activities</b>	<b>(508)</b>	<b>(508)</b>
<b>2. Cash flows from investing activities</b>		
2.1 Payments to acquire:		
(a) property, plant and equipment	(4)	(4)
(b) businesses (see item 10)	-	-
(c) investments	-	-

For personal use only

Consolidated statement of cash flows	Current quarter \$A'000	Year to date (3 months) \$A'000
(d) intellectual property	-	-
(e) other non-current assets	-	-
<b>2.2</b> Proceeds from disposal of:		
(a) property, plant and equipment	-	-
(b) businesses (see item 10)	-	-
(c) investments	-	-
(d) intellectual property	-	-
(e) other non-current assets	-	-
<b>2.3</b> Cash flows from loans to other entities	-	-
<b>2.4</b> Dividends received (see note 3)	-	-
<b>2.5</b> Other (provide details if material)	-	-
<b>2.6</b> <b>Net cash from / (used in) investing activities</b>	<b>(4)</b>	<b>(4)</b>

<b>3.</b> <b>Cash flows from financing activities</b>		
3.1 Proceeds from issues of shares	775	775
3.2 Proceeds from issue of convertible notes	-	-
3.3 Proceeds from exercise of share options	-	-
3.4 Transaction costs related to issues of shares, convertible notes or options	-	-
3.5 Proceeds from borrowings	-	-
3.6 Repayment of borrowings	(4)	(4)
3.7 Transaction costs related to loans and borrowings	-	-
3.8 Dividends paid	-	-
3.9 Other (provide details if material)	-	-
<b>3.10</b> <b>Net cash from / (used in) financing activities</b>	<b>771</b>	<b>771</b>

<b>4.</b> <b>Net increase / (decrease) in cash and cash equivalents for the period</b>		
4.1 Cash and cash equivalents at beginning of quarter/year to date	528	528
4.2 Net cash from / (used in) operating activities (item 1.9 above)	(508)	(508)
4.3 Net cash from / (used in) investing activities (item 2.6 above)	(4)	(4)
4.4 Net cash from / (used in) financing activities (item 3.10 above)	771	771

For personal use only

<b>Consolidated statement of cash flows</b>		<b>Current quarter \$A'000</b>	<b>Year to date (3 months) \$A'000</b>
4.5	Effect of movement in exchange rates on cash held	-	-
<b>4.6</b>	<b>Cash and cash equivalents at end of quarter</b>	<b>787</b>	<b>787</b>

<b>5.</b>	<b>Reconciliation of cash and cash equivalents</b> at the end of the quarter (as shown in the consolidated statement of cash flows) to the related items in the accounts	<b>Current quarter \$A'000</b>	<b>Previous quarter \$A'000</b>
5.1	Bank balances	787	528
5.2	Call deposits	-	-
5.3	Bank overdrafts	-	-
5.4	Other (provide details)	-	-
<b>5.5</b>	<b>Cash and cash equivalents at end of quarter (should equal item 4.6 above)</b>	<b>787</b>	<b>528</b>

**6. Payments to directors of the entity and their associates**

- 6.1 Aggregate amount of payments to these parties included in item 1.2
- 6.2 Aggregate amount of cash flow from loans to these parties included in item 2.3
- 6.3 Include below any explanation necessary to understand the transactions included in items 6.1 and 6.2

<b>Current quarter \$A'000</b>
66
-

Director fees, consultancy fees, and salaries

**7. Payments to related entities of the entity and their associates**

- 7.1 Aggregate amount of payments to these parties included in item 1.2
- 7.2 Aggregate amount of cash flow from loans to these parties included in item 2.3
- 7.3 Include below any explanation necessary to understand the transactions included in items 7.1 and 7.2

<b>Current quarter \$A'000</b>
-
-

For personal use only

8. <b>Financing facilities available</b> <i>Add notes as necessary for an understanding of the position</i>	Total facility amount at quarter end \$A'000	Amount drawn at quarter end \$A'000
8.1 Loan facilities	-	-
8.2 Credit standby arrangements	-	-
8.3 Other (please specify)	-	-
8.4 Include below a description of each facility above, including the lender, interest rate and whether it is secured or unsecured. If any additional facilities have been entered into or are proposed to be entered into after quarter end, include details of those facilities as well.		

9. <b>Estimated cash outflows for next quarter</b>	\$A'000
9.1 Research and development	(159)
9.2 Product manufacturing and operating costs	(1,098)
9.3 Advertising and marketing	(1,626)
9.4 Leased assets	-
9.5 Staff costs	(192)
9.6 Administration and corporate costs	(307)
9.7 Other (provide details if material)	-
<b>9.8 Total estimated cash outflows</b>	<b>(3,382)</b>


10. <b>Acquisitions and disposals of business entities (items 2.1(b) and 2.2(b) above)</b>	Acquisitions	Disposals
10.1 Name of entity	-	-
10.2 Place of incorporation or registration	-	-
10.3 Consideration for acquisition or disposal	-	-
10.4 Total net assets	-	-
10.5 Nature of business	-	-

For personal use only

### Compliance statement

- 1 This statement has been prepared in accordance with accounting standards and policies which comply with Listing Rule 19.11A.

This statement gives a true and fair view of the matters disclosed.

Sign here:  ..... Date: 31 July 2019 .....

(Director/Company secretary)

Print name: Jeffrey Ong .....

### Notes

1. The quarterly report provides a basis for informing the market how the entity's activities have been financed for the past quarter and the effect on its cash position. An entity that wishes to disclose additional information is encouraged to do so, in a note or notes included in or attached to this report.
2. If this quarterly report has been prepared in accordance with Australian Accounting Standards, the definitions in, and provisions of, *AASB 107: Statement of Cash Flows* apply to this report. If this quarterly report has been prepared in accordance with other accounting standards agreed by ASX pursuant to Listing Rule 19.11A, the corresponding equivalent standard applies to this report.
3. Dividends received may be classified either as cash flows from operating activities or cash flows from investing activities, depending on the accounting policy of the entity.

For personal use only